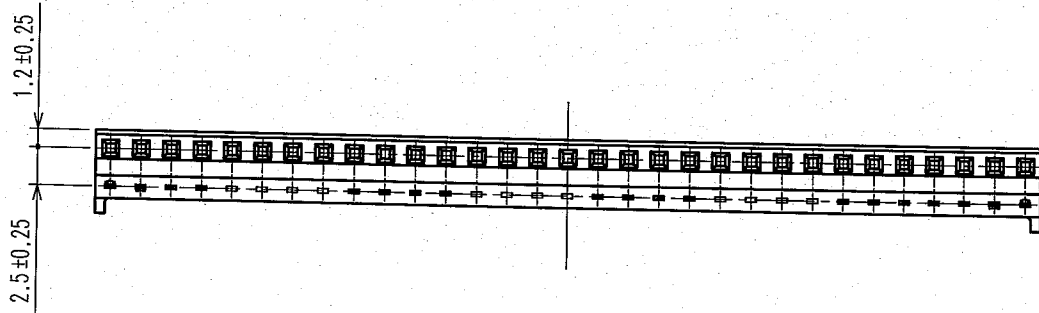
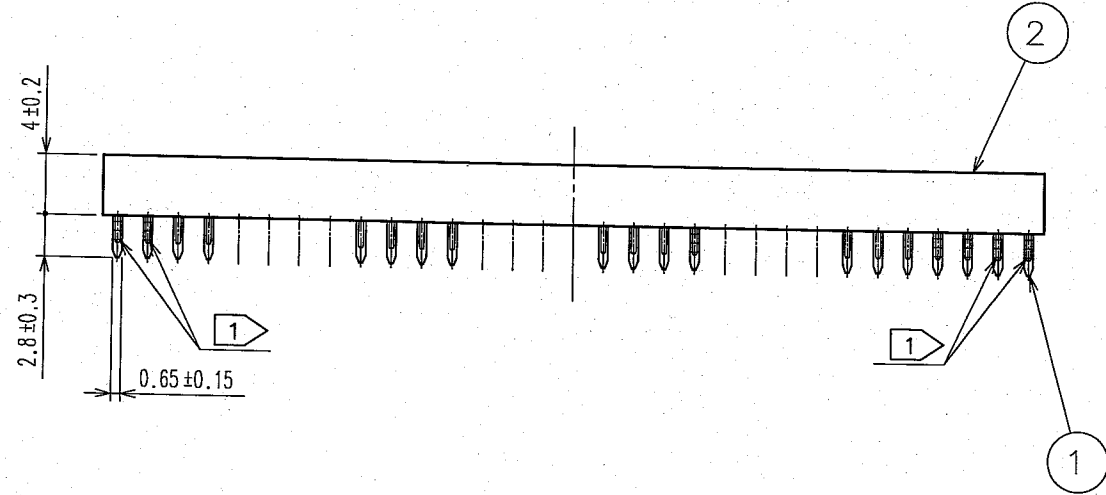
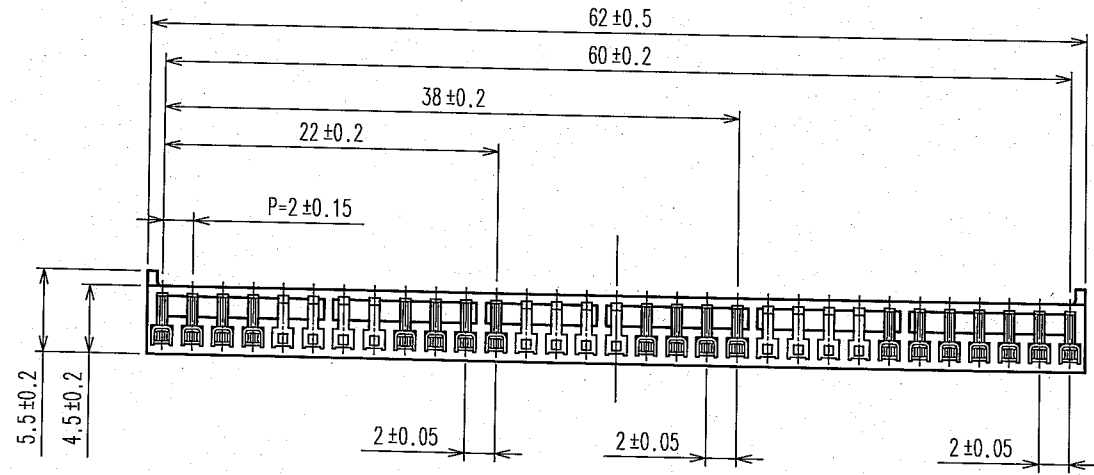


APPLICABLE STANDARD					
RATING	OPERATING TEMPERATURE RANGE	-30°C TO +85°C (NOTE 1)	STORAGE TEMPERATURE RANGE	-10°C TO + 60°C	
	VOLTAGE	250V AC			
	CURRENT	2A			
SPECIFICATIONS					
ITEM	TEST METHOD	REQUIREMENTS	QT	AT	
CONSTRUCTION					
GENERAL EXAMINATION	VISUALLY AND BY MEASURING INSTRUMENT.	ACCORDING TO DRAWING.	X	-	
MARKING	CONFIRMED VISUALLY.		X	-	
ELECTRIC CHARACTERISTICS					
CONTACT RESISTANCE	100mA (DC OR 1000 Hz).	30mΩ MAX.	X	-	
INSULATION RESISTANCE	500V DC	1000MΩ MAX	X	-	
VOLTAGE PROOF	650V AC FOR 1 min.	NO FLASHOVER OR BREAKDOWN.	X	-	
MECHANICAL CHARACTERISTICS					
CONTACT INSERTION AND EXTRACTION FORCES	□0.5±0.002 BY STEEL GAUGE.	INSERTION FORCE 4.4 N MAX. EXTRACTION FORCE 0.3 N MIN.	X	-	
MECHANICAL OPERATION	50 TIMES INSERTIONS AND EXTRACTIONS.	① CONTACT RESISTANCE: 30mΩ MAX. ② NO DAMAGE, CRACK AND LOOSENESS OF PARTS.	X	-	
VIBRATION	FREQUENCY 10 TO 55 Hz, SINGLE AMPLITUDE 0.75 mm, AT 2 h, FOR 3 DIRECTIONS.	① NO ELECTRICAL DISCONTINUITY OF 1μs. ② NO DAMAGE, CRACK OR LOOSENESS OF PARTS.	X	-	
SHOCK	490 m/s ² DURATION OF PULSE 11 ms AT 3 TIMES FOR 3 DIRECTIONS.	① NO ELECTRICAL DISCONTINUITY OF 1μs. ② NO DAMAGE, CRACK OR LOOSENESS OF PARTS.	X	-	
ENVIRONMENTAL CHARACTERISTICS					
RAPID CHANGE OF TEMPERATURE	TEMPERATURE -55→15 TO 35→85→15 TO 35°C TIME 30 → 10 TO 15 → 30 → 10 TO 15 min UNDER 5 CYCLES.	① CONTACT RESISTANCE: 30mΩ MAX. ② INSULATION RESISTANCE: 1000 MΩ MIN. ③ NO DAMAGE, CRACK OR LOOSENESS OF PARTS.	X	-	
DAMP HEAT (STEADY STATE)	EXPOSED AT 40 ± 2 °C, 90 TO 95 %, 96 h.	① CONTACT RESISTANCE: 30mΩ MAX. ② INSULATION RESISTANCE: 1000 MΩ MIN. ③ NO DAMAGE, CRACK OR LOOSENESS OF PARTS.	X	-	
CORROSION SALT MIST	EXPOSED IN 5% SALT WATER SPRAY FOR 48 h.	① CONTACT RESISTANCE: 60 mΩ MAX. ② NO HEAVY CORROSION.	X	-	
SULPHUR DIOXIDE	EXPOSED IN 10 PPM FOR 96 h. (TEST STANDARD: JEIDA-39)	① CONTACT RESISTANCE: 60 mΩ MAX. ② NO HEAVY CORROSION.	X	-	
RESISTANCE TO SOLDERING HEAT	SOLDER TEMPERATURE, 260±5°C FOR IMMERSION, DURATION, 10S.	NO DEFORMATION OF CASE OF EXCESSIVE LOOSENESS OF THE TERMINALS.	X	-	
SOLDERABILITY	SOLDERED AT SOLDER TEMPERATURE, 245±5°C FOR IMMERSION DURATION, 3S.	SOLDER SHALL COVER MINIMUM OF 95% OF THE SURFACE BEING IMMERSED.	X	-	
REMARKS					
NOTE1: INCLUDING THE TEMPERATURE RISE BY CURRENT.					
UNLESS OTHERWISE SPECIFIED, REFER TO MIL-STD-1344.					
	COUNT	DESCRIPTION OF REVISIONS	DESIGNED	CHECKED	DATE
△					
			APPROVED	KH. IKEDA	05.11.24
			CHECKED	TS. MIYAZAKI	05.11.24
			DESIGNED	YH. MICHIDA	05.11.24
			DRAWN	HK. MURAKAMI	05.11.22
Note QT: Qualification Test AT: Assurance Test X: Applicable Test			DRAWING NO.		ELG4-071907-07
SPECIFICATION SHEET			PART NO.	DF10-31S-2DSA (62)	
HIROSE ELECTRIC CO., LTD.			CODE NO.	CL545-0022-5-62	△ 1/1

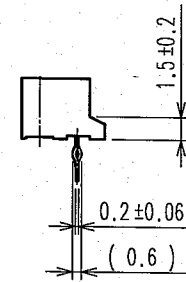
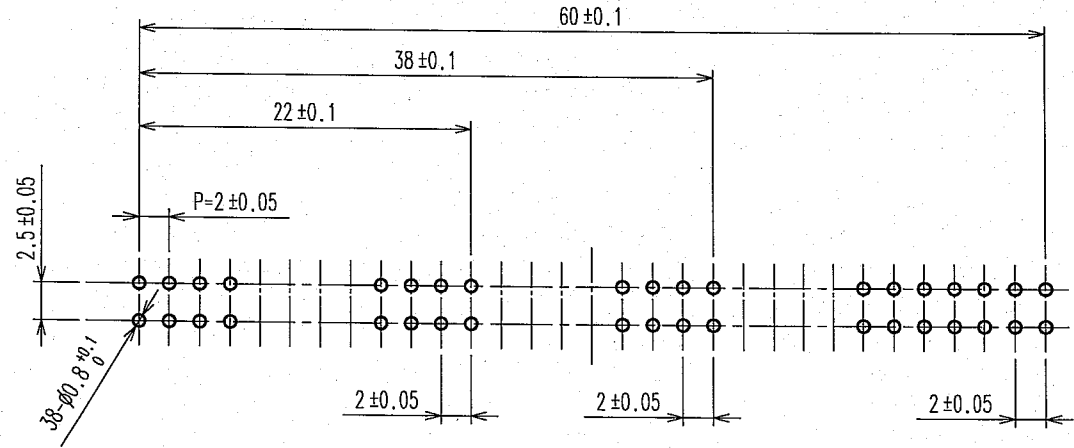
2006/04/27 01:20:57 ctribble

DRAWING FOR REFERENCE: This is subject to change without notice



COUNT	DESCRIPTION OF REVISIONS	BY	CHKD	DATE	COUNT	DESCRIPTION OF REVISIONS	BY	CHKD	DATE
△				..	△				..
△				..	△				..
△				..	△				..

RECOMMENDED PC BOARD HOLE PATTERN



- NOTES
- 1: KINK SHOULD BE GIVEN ON 2 BOTH EDGE SIDE PINS ALTERNATELY.
 - 2: CONTACT AREA: GOLD PLATED (0.1μ m min)
LEAD AREA: TIN PLATED (REFLOW FINISHED) 1μ m min
UNDER PLATING: NICKEL 0.5μ m min

1	PHOSPHOR BRONZE	2	POLYAMIDE	BLACK, UL94V-0	
NO.	MATERIAL	FINISH, REMARKS	NO.	MATERIAL	FINISH, REMARKS
CODE NO. (OLD)			DRAWN	DESIGNED	CHECKED
			<i>H. Murakami</i>	<i>J. Michida</i>	<i>T. Miyajaki</i>
			<i>05.11.24</i>	<i>05.11.24</i>	<i>05.11.24</i>
			APPROVED	RELEASED	
			<i>H. Ikeda</i>		
DRAWING NO.			PART NO.		
EDC3-071907-07			DF10-31S-2DSA(62)		
SCALE			CODE NO.		
2 : 1			CL545-0022-5-62		
UNITS			1/1		
mm			HRS HIROSE ELECTRIC CO., LTD		